




emmegi


Aluminium
Steel
Pvc

en #1



Vices positioner

01

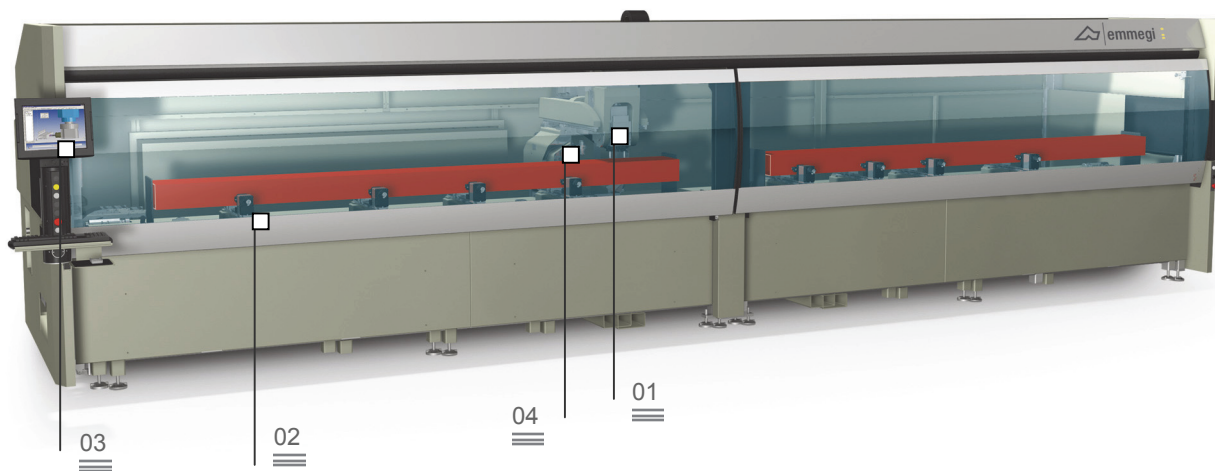


Electro spindle


02

Comet T6

Work centre



Work centre CNC with 4 controlled axes, used for the working of bars or aluminium, PVC, light alloys in general and steel pieces. It has two functioning methods: only one work area for bars up to 7.7 m long or two independent work areas while machine is working. The 4th axis allows the electro spindle to continuously rotate to CN from 0° to 180° to perform the work on the profile edge. It has an 8 place tools storage, on board the X axis slide, able to host 2 angular units and one milling disc, to perform work on the 5 sides of the piece. It also has a mobile work surface that facilitates the piece loading/unloading operation and significantly increases the workable section.



Operator interface



03

Tools storage

04

Swing mode

05



Comet T6

Work centre

01

Vices positioner

The machine software, depending on the length of the piece and the work to be carried out, is able to safely determine the positioning quota of every vice unit. The automatic positioning allows to hook every vice unit and move it by moving the X axis slide. This operation happens with maximum speed and precision, avoiding long times and collision risks and making the machine easy to use, also by operators with less experience.

02

Electro spindle

The 8 kW electro spindle in S1 with high torque allows to perform heavy work also, typical of the industrial sector. The rotation of the electro spindle along axis A allows to perform rotations from $0^\circ \pm 180^\circ$, in order to perform work on 3 sides of the profile, without having to move it. It can be used on certain types of extruded steel and on aluminium profiles, thanks to the availability of a lubrication plant, settable by software, which twin tank allows the use of both minimal diffusion oil and of oil mist emulsion.

03

Operator interface

The new control version, with suspended interface, allows the operator to see the screen from any position, thanks to the possibility to rotate the monitor on the vertical axis. The operator interface has a 15" touch screen display with all USB connections necessary to remotely interface with PC and CN. It has a push button control unit, mouse and keyboard. It is also arranged for the connection of a barcode reader and remote push button control unit. A front USB socket, easy to access, replaced the floppy reader and the CD-Rom reader.

04

Tools storage

The tool holding storage is integrated on the X axis, placed lower and in backward position compared to the electro spindle, allows a drastic time reduction for the tools change operation. This function is particularly useful when working head and tail of the extruded material, allowing to avoid the run to reach the storage, in that the same moves together with the electro spindle, in the relative positionings. The storage is able to contain up to 8 tool holders with respective tools that can be configured at the discretion of the operator. Every position of the tool holder is supplied with a sensor that detects the correct positioning of the cone.


05

Swing mode


New work system that allows reducing machine stand-still times to a minimum during the loading and unloading of the pieces to be worked. The system allows both the loading and the consequent working of the pieces with lengths, codes and different working, between the two work areas. This solution makes the machine advantageous in the metal fittings sector and in small job orders, where the working of small batches of different pieces is requested.



Single piece method



Multipiece method



Swing mode

AXES RUNS	
AXIS X (longitudinal) (mm)	7.700
AXIS Y (transversal) (mm)	470
AXIS Z (vertical) (mm)	420
AXIS A (spindle rotation)	$0^\circ \pm 180^\circ$
ELECTRO SPINDLE	
Maximum power in S1 (kW)	8
Maximum speed (r/min)	24.000
Tool attachment cone	HSK - 63F
Automatic tools holder hook	•
Air cooling with electric fan	•
AUTOMATIC TOOLS STORAGE ON BOARD THE X AXIS SLIDE	
Storage tools maximum number	8
Maximum number angular heads that can be inserted in tools storage	2
Maximum diameter blade that can be inserted in storage (mm)	$\varnothing = 180$
FUNCTIONALITY	
Multipiece functioning	•
Swing functioning	•
Dynamic swing functioning	•
WORKABLE SIDES	
With direct tool (upper side, lateral sides)	3
With angular unit (lateral sides, heads)	2 + 2
With blade tool (upper side, lateral sides and heads)	1 + 2 + 2
TAPPING CAPACITY	
With compensator	M8
Stiff (optional)	M10
PIECE LOCKING	
Vices standard number	8
Vices maximum number	12
Automatic vices positioning through axis X	•
Maximum number of vice per area	6