

# Classic Star


Twin-head cutting-off machine



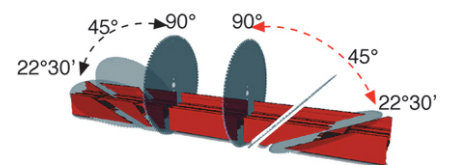
Control 01



Tilting of the moving cutting heads 02



The Emmegi twin-head cutting-off machines boast of exceptional performance characteristics, including ruggedness and reliability. This machine is the ideal tool for cutting aluminium and PVC bars in various thicknesses and at different angles. Latest generation machines which can make a considerable contribution to the production cycle thanks to their high standard of accuracy and user-friendliness. Classic Star is an electronic twin-head cutting-off machine with automatic traversing of the moving cutting head. The machine can be provided with an industrial label printer to enable profile identification and association with relative job.



Digital readout for intermediate angles (optional) 03



Electronic profile thickness gauge (optional) 04



Intermediate support (optional) 05



# Classic Star

Twin-head cutting-off machine

## 01 Control

The user-friendly control panel installed on the various models, runs on bearings and allows correct positioning of the moving cutting heads according to cutting specifications. The work cycle is optimized through creation of the cutting lists thus reducing scrap as well as workpiece loading/unloading times.

## 02 Tilting of the moving cutting heads

Rotation of the heads about the horizontal axis is powered by pneumatic cylinders. External angles from 90° to 45° can be obtained from machines fitted with 450 mm diameter blades. Using 500 mm blades, it is possible to obtain external angles from 90° to 22°30'. Intermediate angles can be obtained by using the manually adjustable stop. The moving cutting heads are fully guarded in the work zone and lowering of these guards is pneumatic

## 03 Digital readout for intermediate angles (optional)

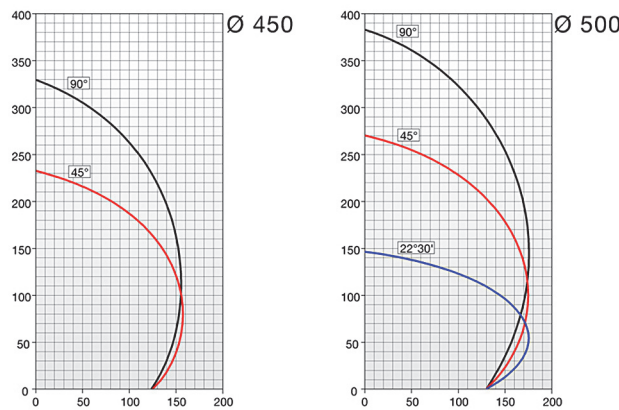
When there is pneumatic tilting of the moving cutting heads, the intermediate angle readout allows exact identification of the tilting of the cutting head, thereby ensuring accuracy of the cut profiles. This device, which is specially useful in making cuts at intermediate angles, allows the operator to identify the required angular setting quickly and accurately.

## 04 Electronic profile thickness gauge (optional)

This sophisticated profile thickness control system allows automatic correction of the cutting dimension in relation to the actual size of the profile, with relative tolerance derived from surface treatments such as painting, anodization, etc. The device can be used at the operator's discretion and in various modes, according to different probing cycles with consequent correction of the entire cutting list, including the formula of the macro.

## 05 Intermediate support (optional)

The pneumatic intermediate support proves highly useful when cutting light profiles with considerable lengths. In such case the pneumatic support automatically seeks to create the ideal condition to support the profile. This accessory is available for all lengths, but it is especially recommended on machines with cutting capacity of 5 and 6 metres.



Cutting chart

### CONTROL CHARACTERISTICS

- Industrial computer "Windows XPE" compatible
- 12" colour TFT graphic monitor
- 1 GB DOMM memory
- Mouse built into keyboard
- Predisposition for connection to industrial label printer
- Predisposition for connection to remote PC via USB, network or serial port (depending on version)
- Execution of cyclic cuts from cutting lists and macros
- Execution of single cuts
- Memorization of 500 profile compensations with automatic calculation of the size for angle cuts
- Memorization of 500 cutting lists (each with 1000 lines) via keyboard
- Graphic software FP-PRO
- Optimization of bars

### MACHINE CHARACTERISTICS

- Measurement of moving cutting head position via direct measuring system with magnetic tape
- 2 carbide-tipped blades dia. 500
- Full guard for cutting zone, pneumatically operated
- Profile support roller conveyor
- spray-mist lubrication with oil and water emulsion or minimum quantity oil lubrication (depending on version)
- Manual profile support
- Predisposition for automatic start of swarf exhauster MG
- Pair of standard counterblocks
- Metri scale
- Cutting capacity 4/5/6 m depending on model
- Blade motor power rating (kW)

2.2