

Combi Electra Star

Twin-head cutting-off machine



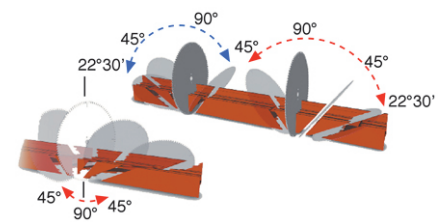
Control 01





Tilting of the moving cutting heads 02



The Emmegi twin-head cutting-off machines boast of exceptional performance characteristics, including ruggedness and reliability. This machine is the ideal tool for cutting aluminium and PVC bars in various thicknesses and at different angles. Latest generation machines which can make a considerable contribution to the production cycle thanks to their high standard of accuracy and user-friendliness. Combi Electra Star is an electronic twin-head cutting-off machine for compound cuts. It features motor-driven and electronically controlled rotation of the horizontal axis ($22^{\circ}30'$ external angles and 45° internal angles) plus pneumatic rotation of the vertical axis (45° internal angles). Blade angle of the moving cutting heads is controlled pneumatically. The machine can be provided with an industrial label printer to enable profile identification and association with relative job.



Intermediate support (optional) 03



Vertical clamps (optional) 04



The images are only given for illustrative purposes

Combi Electra Star

Twin-head cutting-off machine

01 Control

The user-friendly control panel installed on the various models, runs on bearings and allows correct positioning of the moving cutting heads according to cutting specifications.
The work cycle is optimized through creation of the cutting lists thus reducing scrap as well as workpiece loading/unloading times.

02 Tilting of the moving cutting heads

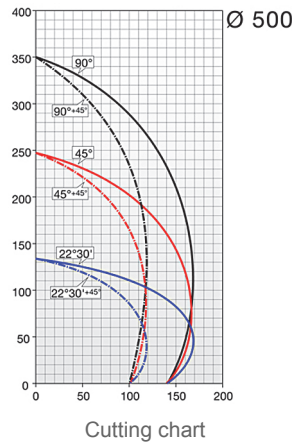
Tilting of the moving cutting heads is powered by servomotors with encoder while relative positioning is controlled electronically and parameterized by the control system.
Rotation about the vertical axis is powered by pneumatic cylinders. The moving cutting heads are fully guarded in the work zone and lowering of these guards is pneumatic.

03 Intermediate support (optional)

The pneumatic intermediate support proves highly useful when cutting light profiles with considerable lengths.
In such case the pneumatic support automatically seeks to create the ideal condition to support the profile.
This accessory is available for all lengths, but it is especially recommended on machines with cutting capacity of 5 and 6 metres.

04 Vertical clamps (optional)

Reliable and exact clamping of the profile to be cut is ensured by appropriate pneumatic clamps. Such clamps are provided with a low pressure device to avoid accidental squashing. For easier adjustment in width and height of the individual cylinders, each set of clamps is provided with practical and quick-acting level handles.



CONTROL CHARACTERISTICS

- Industrial computer "Windows XPE" compatible
- 12" colour TFT graphic monitor
- 1 GB DOMM memory
- Mouse built into keyboard
- Provision for connection to industrial label printer
- Provision for connection to remote PC via USB, network or serial port (depending on version)
- Execution of cyclic cuts from cutting lists and macros
- Execution of single cuts
- Memorization of 500 profile compensations with automatic calculation of the size for angle cuts
- Memorization of 500 cutting lists (1000 lines each) via keyboard
- Optimization of bars

MACHINE CHARACTERISTICS

- Electronic control of intermediate angles
- Measurement of moving cutting head position via direct measuring system with magnetic tape
- 2 carbide-tipped blades dia. 500
- Full guard for cutting zone, pneumatically operated
- Pair of horizontal pneumatic clamps with "low pressure" device
- Vertical clamping system with horizontal clamp
- Profile support roller conveyor
- Minimum quantity oil lubrication system
- Manual profile support
- Provision for automatic start of swarf exhauster MG
- Metric scale
- Cutting capacity 4/5/6 m depending on model
- Blade motor power rating (kW)

2.2