


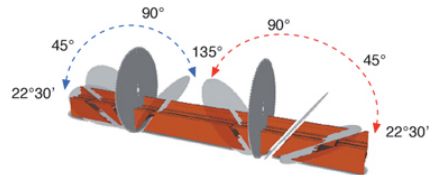
Twin Electra Sun
Twin-head cutting-off machine

Control 01

Tilting of the moving cutting heads 02





The Emmegi twin-head cutting-off machines boast of exceptional performance characteristics, including ruggedness and reliability. This machine is the ideal tool for cutting aluminium and PVC bars in various thicknesses and at different angles. Latest generation machines which can make a considerable contribution to the production cycle thanks to their high standard of accuracy and user-friendliness. Twin Electra Sun is a twin-head cutting-off machine with 3 controlled axes. It features automatic traversing of the moving cutting head as well as electronic control of all the angular settings from 45° (internal) to 22°30' (external) with accuracy on each degree of 240 places. The machine can be provided with an industrial label printer to enable profile identification and association with relative job.



Electronic profile thickness gauge (optional) 03

Intermediate support (optional) 04



The images are only given for illustrative purposes

Twin Electra Sun

Twin-head cutting-off machine

01 Control

The user-friendly control panel installed on the various models, runs on bearings and allows correct positioning according to cutting specifications. The work cycle is optimized through creation of the cutting lists thus reducing scrap as well as workpiece loading/unloading times.

02 Tilting of the moving cutting heads

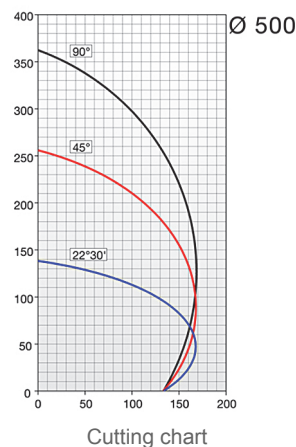
Tilting of the moving cutting heads is powered by servomotors with encoder while relative positioning is controlled electronically and parameterized by the control system, which has a simple user-friendly operator interface. The moving cutting heads are fully guarded in the work zone and lowering of these guards is pneumatic.

03 Electronic profile thickness gauge (optional)

This sophisticated profile thickness control system allows automatic correction of the cutting dimension in relation to the actual size of the profile, with relative tolerance derived from surface treatments such as painting, anodization, etc. The device can be used at the operator's discretion and in various modes, according to different probing cycles with consequent correction of the entire cutting list, including the formula of the macro.

04 Intermediate support (optional)

The pneumatic intermediate support proves highly useful when cutting light profiles with considerable lengths. In such case the pneumatic support automatically seeks to create the ideal condition to support the profile. This accessory is available for all lengths, but it is especially recommended on machines with cutting capacity of 5 and 6 metres.



Cutting chart

CONTROL CHARACTERISTICS

- Industrial Computer "Windows XPE" compatible
- 6.5" colour TFT graphic monitor
- 1 GB DOMM memory
- Mouse built into keyboard
- Predisposition for connection to industrial label printer
- Predisposition for connection to remote PC via USB, network or serial port (depending on version)
- Execution of cyclic cuts from cutting lists and macros
- Execution of single cuts
- Memorization of 500 profile compensations with automatic calculation of the size for angle cuts
- Memorization of 500 cutting lists (each with 1000 lines) via keyboard
- Optimization of bars

MACHINE CHARACTERISTICS

- Electronic control of intermediate angles
- Measurement of moving cutting head position via direct measuring system with magnetic tape
- 2 carbide-tipped blades
- Full guard for cutting zone, pneumatically operated
- Pair of horizontal pneumatic clamps with "low pressure" device
- Vertical clamping system with horizontal clamp
- Profile support roller conveyor
- Minimum quantity oil lubrication system
- Manual profile support
- Predisposition for automatic start of swarf exhaustor MG
- Metric scale
- Cutting capacity 4/5/6 m depending on model
- Blade motor power rating (kW)

2.2