

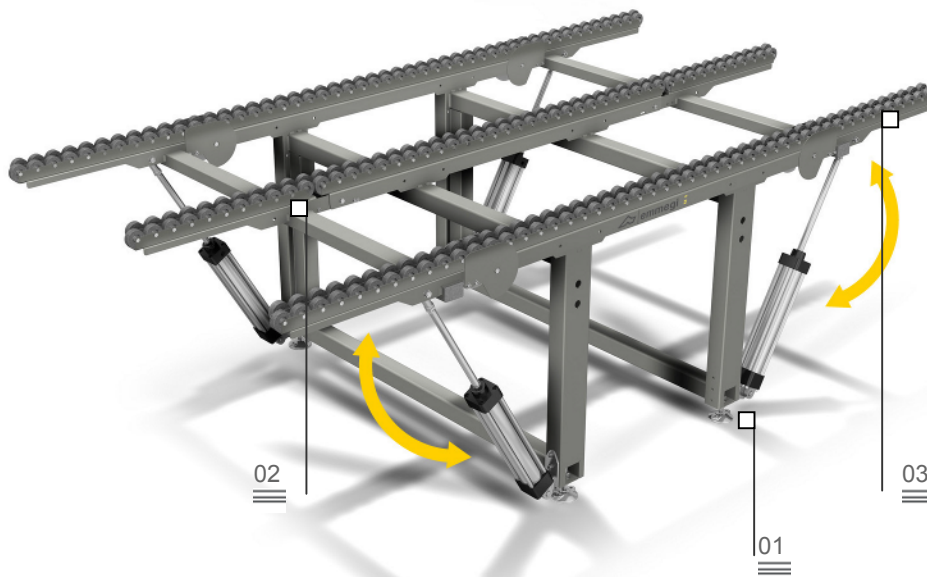
Adjustable feet 01



Tilting roller conveyor 02

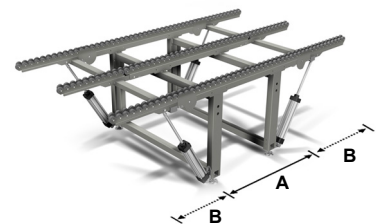
# Link

Roller conveyor for frames





A correct flow of materials, whether semi-finished or finished products, or parts in the assembly phase, plays an important role in rationalizing and optimizing the production cycle. The Emmegi Logistics line offers companies a concrete solution to all storage, handling and assembly problems.

Link is a roller conveyor that links the assembly stations and carries frames, including very heavy ones, from one to another with the greatest of ease.



Anti-scratch roller deck 03



# Link

## Roller conveyor for frames

### 01

#### Adjustable feet

Height-adjustable feet ensure that the work table can be set at the desired height, perfectly flush with the other products in the Dynamic Line. They also have holes for anchoring them to the floor.

### 02

#### Tilting roller conveyor

The conveyor consists of rows of soft PVC-coated rollers. The roller conveyor may be tilted at either end (left and right) by means of air cylinders.

### 03

#### Anti-scratch roller deck

The supporting deck consists of several small rollers coated with anti-scratch rubber, which enable the frame to be carried at a high speed.



#### TECHNICAL CHARACTERISTICS

Variable length A depending on model (mm)	1500 – 2000 – 2500 – 3000
Tilting roller conveyor B (mm)	594
Max. load at 400 mm on the tilting end (Kg)	250