

Swivelling castors 01



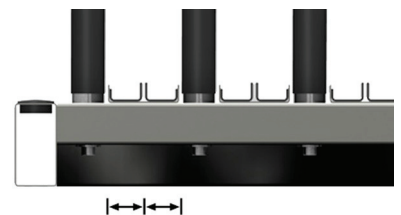
Contact surfaces 02

# Transit YP



Trolley



A correct flow of materials, whether semi-finished or finished products, or parts in the assembly phase, plays an important role in rationalizing and optimizing the production cycle. The Emmegi Logistics line offers companies a concrete solution to all storage, handling and assembly problems. Transit YP is a trolley for handling and storing wooden frames and glazing on the assembly lines.



Compartments 03



# Transit YP

Trolley

## 01 Swivelling castors

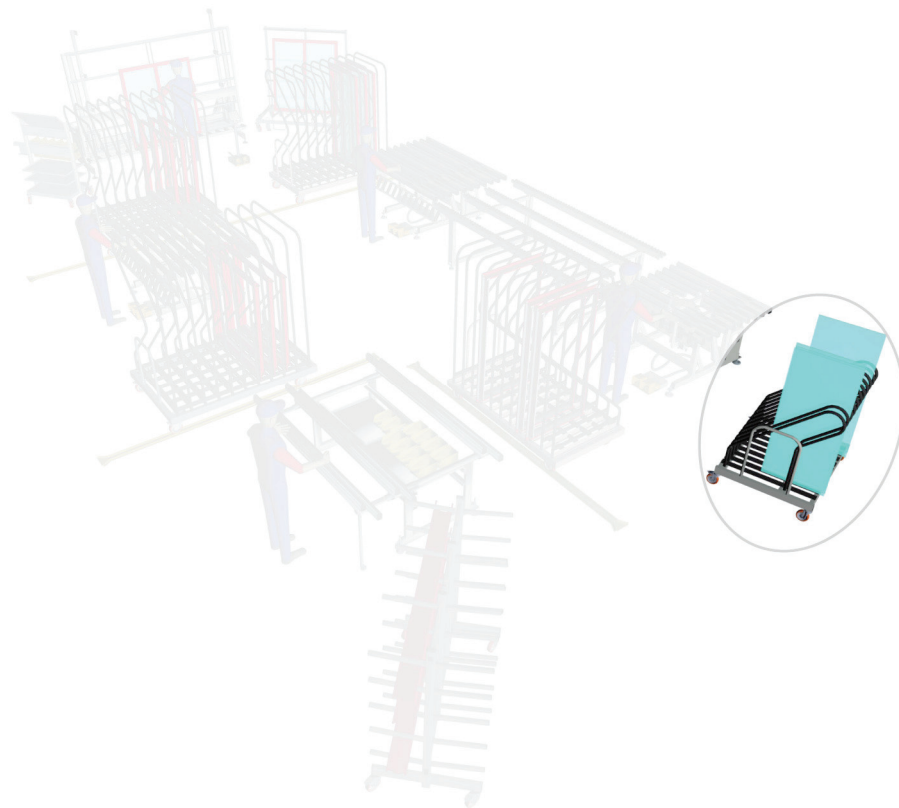
The trolley has 4 swivelling castors with brakes which ensure great mobility and easy handling. The brakes enable it to be locked in position in the various work areas.

## 02 Contact surfaces

All contact surfaces are coated with soft anti-slip PVC which prevents damage to them when the profiles are put in position.

## 03 Compartments

The trolley has twice the number of compartments, which enable it to hold a much larger number of workpieces, thus ensuring a considerable saving in the amount of space occupied.



### TECHNICAL CHARACTERISTICS

Depth of compartment (mm)	999
Base	1240x1010
Vertical support, height (mm)	1305
Compartments	10x2
Soft anti-slip PVC-coated contact surfaces	
Broad supporting base	
Push handle	
4 swivelling castors, 2 with brake	ø 125 mm