




Fermomatic

Single head cutting-off machines



Stop gauge and profile support system with brushless motor controller positioning of the positive stop and electronic read-out by absolute magnetic band. Available in three lengths with high positioning accuracy and repeatability.




Connection to the machine

Thanks to a set of adjustable steel brackets and a wide height adjustment range, the mechanical connection can be made precisely and rigidly to all cutting machines in the range, as well as to other products available on the market.



Roller

The profile is conveyed on steel rollers installed on robust ball bearings, ensuring smooth movement and preventing surface damage.



Reference stop

The carriage carrying the reference stop moves along recirculating ball bearing slides and guides, driven by a brushless motor with CNC-controlled positioning. This allows the exact length of the workpiece to be set with reference to the centre of the blade.



Control

The control panel consists of an operator console equipped with a PLC and an integrated 7" colour TFT WVGA graphic display. This enables cutting lists to be created directly on the machine, allowing the stop to reposition itself sequentially and automatically. Cutting lists can also be prepared remotely and transferred to the machine via USB port or LAN connection.



Barcode reader (Optional)

Through the use of the barcode reader, the system automatically identifies the structure and consequently positions the stop at the predetermined height, reducing cycle times.



Printer preparation (Optional)

The machine is prepared for the installation of a printer that can be selected from compatible models. The set-up includes software enabling for the label printing function, mechanical support elements for positioning on the machine, wiring and preparation for electrical connection, and a folding cover to protect the printer from shocks and possible entry of swarfs.





FERMOMATIC / SINGLE HEAD CUTTING-OFF MACHINES

LAYOUT



	A
Fermomatic - 4,2 m (mm)	4.670
Fermomatic - 5,7 m (mm)	6.170
Fermomatic - 7,2 m (mm)	7.670

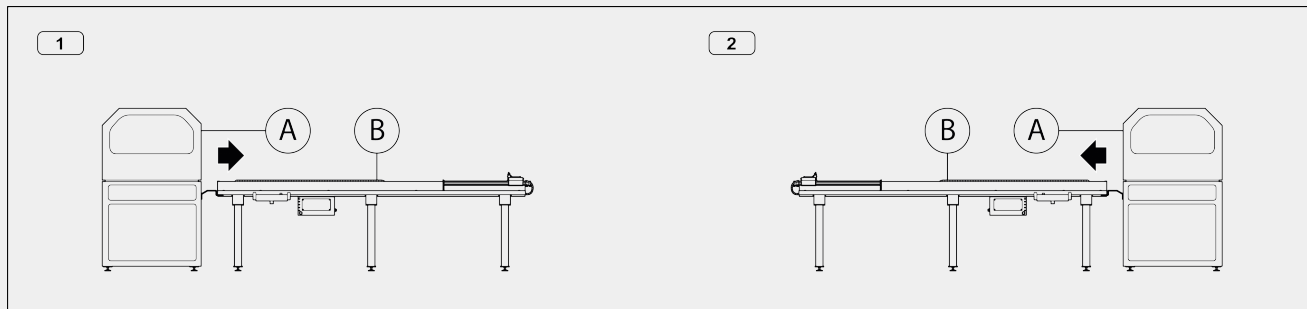
MACHINE CHARACTERISTICS

Electronic control of the X axis	●
X axis positioning speed (m/min)	20
Steel rolls on roll-bearings	●
Rollers width (mm)	310
Effective stroke (according to model) (mm)	4.200; 5.700; 7.200
Max loadable profile weight (kg/m)	30
Maximum total load (kg)	120; 150; 180
Fixed-pitch roller conveyor (mm)	363
Rolls number on roller conveyor (according to model)	13; 17; 21
Conveyor plane height (mm)	950 ÷ 1000
Conveyor plane height for SCA/E (mm)	1.100
Support feet number (according to model)	3; 4; 5
Detection of moving stop position through direct measuring system with absolute magnetic band	●
Positioning accuracy (mm)	± 0,1 (*)
Tolerance on repeatability of measurement (mm)	± 0,1 (*)
Total weight (according to model) (kg)	350; 450; 550

(*) The machine does not have a thermal deformation compensation system. The reported information refers to a temperature of 20°C



VERSIONS



1 - Left version - right side of the machine

2 - Right version - left side of the machine

A - Cutting-off machine

B - Stop gauge

COMMAND FEATURES

PLC with integrated 7" WVGA colour TFT graphic display	●
Graphic operator interface software	●
Touch screen functions	●
Mass memory: 2 GB onboard	●
Connection of cutting cycle progress signal	●
Preparation for label printer connection	○
Protective cover of the printer	○
Label printer with a speed of 150 mm/sec	○
Label printer with peeling device with a speed of 150 mm/sec	○
USB ports	2
RJ45 network card	1

Included ● Available ○

Emmegi S.p.A.
Via Archimede, 10
41019 - Limidi di Soliera (MO)
ITALY

Tel +39 059 895411
Fax +39 059 566286
P.Iva/C.Fisc 01978870366
info@emmegi.com
www.emmegi.com

The right to make technical alterations is reserved.