




MSP 400

Single head cutting-off
machines



Single-head, descending blade cutting-off machine with left loading side, rotation of the cutting head to 45° (left and right) and manual tilting by 45° referred to the horizontal axis.

**Cutting zone**

The sturdy cast-iron horizontal support surface, with its vertical square rigidly coupled to it, forms the workpiece clamping area; it features a large bearing surface for optimum clamping of workpieces.

**Vices**

The machine is equipped with horizontal vices assembly which, in the S version, are pneumatically actuated, while in the M version are manually actuated.

**Control**

The manual actuator that characterises blade descent is equipped with a mechanical safety system aimed at preventing any accidental movement. At the same time, it determines the gradual exit of the blade itself. Angular positioning of the head is done by rotating the horizontal plane with mechanical snap lock for 45° (right and left) and manual locking for intermediate angles.



MSP 400 / SINGLE HEAD CUTTING-OFF MACHINES

BLADE

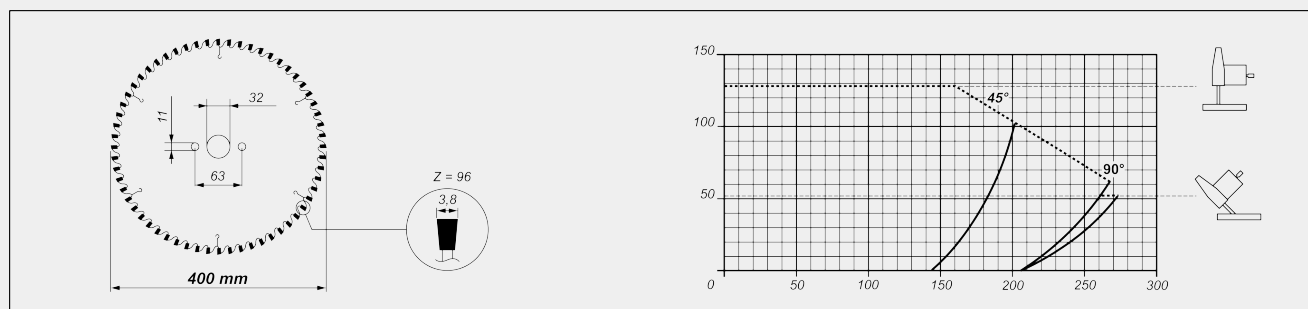
Made of Widia (mm)

Ø = 400

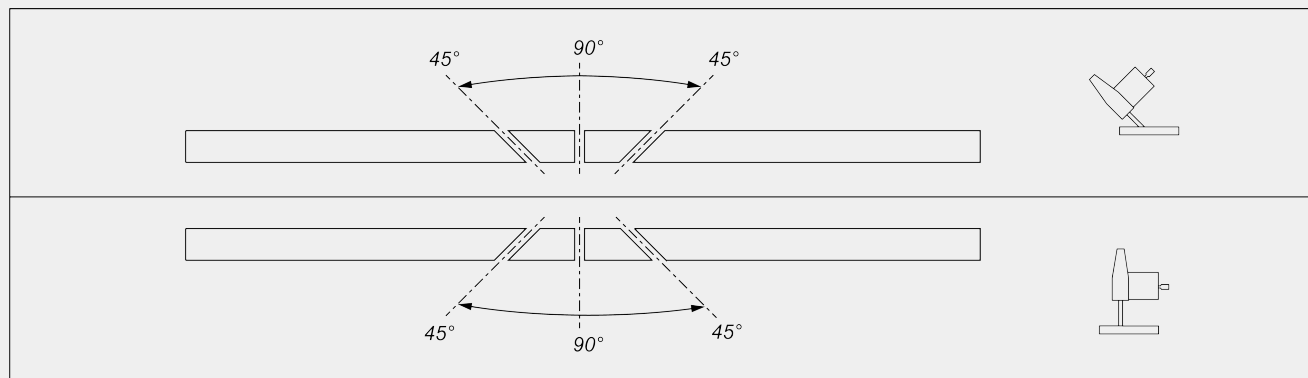
BLADE FEED

Manual

CUTTING DIAGRAM



CUTTING UNIT TILTING



Mechanical adjustment of intermediate angles

CUTTING AREA PROTECTION

Local, mechanically controlled

**LUBRICATION SYSTEM**

Micro-mist lubrication system with water and oil emulsion ●

WORKPIECE LOCKING

Pair of pneumatic horizontal vices ●

MOTOR

Three-phase brake motor ●

Brake intervention time (s)

10

Power (kW)

2,2

Included ● Available ○