




## Phantomatic T3

# S

CNC machining centres



Machining centre CNC with 3 or 4 controlled axes, used for the working of bars of aluminium, PVC, light alloys in general and steel pieces up to 3 mm. It has a 4 or an 8 place (optional) tools storage, with the possibility of hosting 2 angular units and one milling disc, to perform machining on the 5 sides of the piece. The standard work table allows rotation in three fixed positions at 90° steps. The rotary work table (optional 4th NC axis) allows machining at any angle from - 90° to + 90° and on the two heads with a double output angle machining head, with the table at 0°.




### Automatic tool magazine

The new toolholder magazine, which is circular in shape, makes it possible to reduce the footprint, to ensure the positioning of large extrusions on the machine and also to perform tool changes very quickly. The sheet metal protective cover offers optimum protection for the toolholder cones from swarf and accidental knocks. The magazine can contain up to 4 toolholders (8 upon request) with relevant tools, which can be set at the operator's discretion.



### Operator interface

The new control version with suspended interface allows the operator to look at the monitor from any position, as it can be rotated around the vertical axis. The operator interface has a 15" touch screen display with all USB connections necessary to interface with a remote PC and NC. It has a push-button panel, mouse and keyboard. It is also set up for the connection of a barcode reader and remote push-button panel. It is equipped with a front USB socket for data transfer.




### Pneumatic stops

Robust stops are present in the machine that and used for bar reference, located one on the right side and one on the left side. Each stop is activated by a pneumatic cylinder, it is of retractable type and is automatically selected by the machine software according to the machining to be performed.




### Electrospindle - T -

The high-torque 5.5 kW electrospindle in S1, which is available on request with 7.5 kW power in S1, enables even heavy machining typical of the industrial sector.



### Vices

The vice system, which can be manually positioned using the metric ruler, allows for optimal clamping of the workpiece with ease. The CNC verifies the correct positioning of the vices before starting machining.



### Tilting table

The numerically controlled tilting table is capable of positioning itself at -90°, 0, +90°. As optional NC table rotation can be implemented at any angle between -90° and +90°. Such a solution allows machining on steel, aluminium and PVC profiles with maximum speed and precision, without resorting to manual rotation of the workpiece or the use of angle aggregates, taking advantage of the power of the electrospindle under all working conditions.




**PHANTOMATIC T3 S / CNC MACHINING CENTRES**
**AXIS STROKES**

X AXIS (longitudinal) (mm)	4.300
Y AXIS (transversal) (mm)	270
Z AXIS (vertical) (mm)	300
A AXIS (workpiece automatic rotation range)	- 90° ÷ + 90°
A axis positioning (standard)	- 90°, 0°, + 90°
A axis positioning (optional)	CN

**ELECTROSPINDLE**

Maximum power in S1 (kW)	5,5
Maximum power in S1 (kW) (optional)	7,5
Maximum speed (rpm)	20.000
Toolholder cone	HSK - 63F

**AUTOMATIC TOOL MAGAZINE**

Maximum number of magazine tools	4 standard ; 8 optional
Number of angle machining heads that can be inserted in the magazine	2
Maximum diameter of the blade that can be inserted in the magazine (mm)	Ø = 180

**FUNCTIONS**

Multi-piece operation (only with two reference stops)	<input type="radio"/>
---	-----------------------

**WORKABLE SIDES**

With direct tool (upper face and side faces)	3
With angle machining head (side faces and heads)	2 + 2
With blade tool (upper face, side faces and heads)	1 + 2 + 2

**TAPPING CAPACITY (with Tap On Aluminium And Through Hole)**

With compensator	M8
Stiff (optional, only with 7.5 kW electrospindle)	M10

**PROFILE POSITIONING**

Workpiece reference LEFT stop with pneumatic movement	<input checked="" type="radio"/>
Workpiece reference RIGHT stop with pneumatic movement	<input type="radio"/>



**WORKPIECE LOCKING**

Standard number of pneumatic vices	4
Maximum number of pneumatic vices	4
Manual vice positioning	●

**WORK AREA**

1F = 1 face machining

5F = 5 faces machining



		A	B	C	D	X1	Y1	Z1	X2	Y2	Z2
<b>PHANTOMATIC T3 S</b>	profile within standard work capacity	60	130	232	50	3.250	210	215	3.150	210	160
	through profile (max. width)	60	130	232	50	3.250	200	80	3.150	200	80
	through profile (max. height)	60	130	232	50	3.250	140	120	3.150	140	120

Included ● Available ○