




## ***Precision C2***

Double-head cutting-off  
machines



Electronic twin-head cutting-off machine with frontal blade Electronic twin-head cutting-off machine with the moving cutting head powered by brushless motor with numerical control system. Pneumatic control of the angular setting from 90° to 22°30' (external) with mechanic adjustment of intermediate angles. Hydropneumatic blade feed. Available in two versions with 4000 and 5000 mm cutting length.




**Loading and unloading**

The cutting-off machine is equipped with a roller conveyor on a mobile head for standard loading and unloading procedures. The roller conveyor can be optionally fitted with an extra vice to immobilise the residual profile and an electronic machined profile thickness meter for automatic cutting positions correction in accordance with the real profile dimensions, with the associated surface treatments tolerance.



**Virtual axis for cutting units inclination**

Inclination of each head, up to 22°30' outwards for both the aluminium and PVC machine versions, is achieved on two circular guides mounted on four pairs of steel rollers. This patented solution makes it possible to eliminate obstructions in the cutting area, all to the benefit of profile positioning and clamping, while also offering greater rigidity than traditional systems. X axis absolute magnetic strip positioning eliminates the need for the axes reference and connected cycle times.



**Profile clamping**

Making use of the ample space provided by the use of the virtual axis, clamping of the profile to be cut is performed by two horizontal hold-down devices with extreme precision and in absolute safety. For vertical clamping, particularly for special cuts, the machine can be equipped with a patented system of horizontal hold-down devices.



**Head protections**

The machining zone is protected by two automatically positioned local guards installed on the cutting units. The guards are made of scratch-proof polycarbonate and they are opened/closed automatically by a pneumatic cylinder at the appropriate points of the cutting cycle.



**Control**

The intuitively designed control panel allows correct mobile heads positioning in accordance with the required cutting schedule. The interface uses a 5.7" touch-screen and fully personalised software and is packed with bespoke functions that are unique to this machine. The control panel can be optionally installed on bearings sliding on a rail that spans the entire front of the machine.



**Label printer (Optional)**

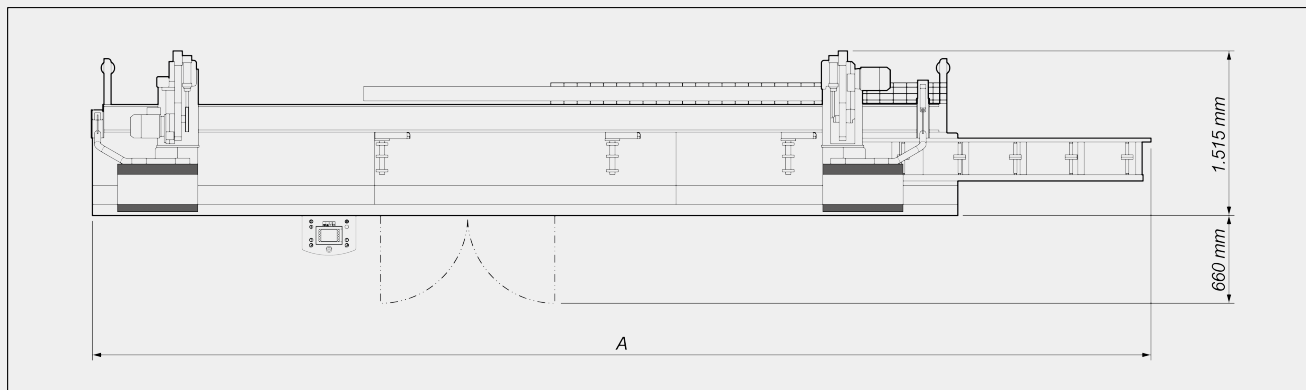
The industrial label printer allows each cut profile to be identified with identifying features from the cutting list. In addition, barcode printing enables easy identification of the profile itself, which is particularly useful for subsequent machining steps on Machining Centres or assisted assembly lines.





**PRECISION C2 / DOUBLE-HEAD CUTTING-OFF MACHINES**

**LAYOUT**



|                                | <b>A</b> |
|--------------------------------|----------|
| <b>Precision C2 - 4 m (mm)</b> | 7.140    |
| <b>Precision C2 - 5 m (mm)</b> | 8.140    |

The overall dimensions may vary depending on the product configuration.

**MACHINE CHARACTERISTICS**

|   |               |
|---|---------------|
| Electronic control of the X axis  | ●             |
| Standard X axis positioning speed (m/min)   | 25            |
| Mobile head position reading with absolute magnetic strip direct measuring system | ●             |
| Mechanical adjustment of intermediate angles                                      | ●             |
| Maximum external inclination  | 22°30'        |
| Hydropneumatic blade feed   | ●             |
| Effective cut, according to model (mm)  | 4.000 / 5.000 |
| Cemented carbide blade  | 2             |
| Blade diameter (mm)   | 550           |
| Blade motor power (kW)  | 2,2           |
| Electronic profile thickness gauge  | ○             |



CUTTING DIAGRAM



CUTTING UNIT TILTING



Mechanical adjustment of intermediate angles

SAFETY DEVICES AND PROTECTIONS

Pneumatically-operated front local protection



PROFILE POSITIONING AND CLAMPING

Pair of horizontal pneumatic vices with "low pressure" device



Pair of horizontal vertical vices



Pair of horizontal offset vices for cut <45°



Intermediate mechanical profile supports

3

Roller conveyor on mobile head (mm)

1.850

Additional vice for profile support on roller conveyor



Optional support surface kit on fixed head + horizontal/offset vice



**LUBRICATION AND SUCTION**

|   |                                  |
|---|----------------------------------|
| Micro-mist lubrication system with water and oil emulsion | <input checked="" type="radio"/> |
| Minimal oil diffusion lubrication system                  | <input type="radio"/>            |
| Preparation for automatic start-up of external exhauster  | <input checked="" type="radio"/> |

**FUNCTIONS**

|  |                                  |
|--|----------------------------------|
| Perform single cuts  | <input checked="" type="radio"/> |
| Execution of intermediate angles cuts                              | <input checked="" type="radio"/> |
| Execution of cyclical cuts from cutting lists                      | <input type="radio"/>            |
| Special cut function PRO (longer, shorter, chamfered or wedge cut) | <input type="radio"/>            |
| Semi-automatic cut function SLICE (thrust cut)                     | <input type="radio"/>            |
| Cutting lists import   | <input type="radio"/>            |

Included ● Available ○