



## ***Precision T2 E***

Double-head cutting-off  
machines



Double-head cutting-off machine with 5 controlled axes for aluminium, PVC and light alloys with automatic movement of the mobile head and electronic management of all 45° (internal) to 15° (external) angles, with a precision, within each degree, of 280 positions. In the basic version blade advancement is driven by a couple of hydro-pneumatic cylinders. In version E this advancement is also managed by a couple of CN axes, to ensure optimal speed regulation and output travel of the blades. 550mm-blade Available with a useful cut of 5 m or 6 m in length.



### Control

The ergonomic state-of-the-art control panel features a 10.4" touchscreen display and fully customised software and is packed with functions developed in the Microsoft Windows® environment specifically for this machine. The machining cycle can be optimised by creating cutting lists, thereby reducing scrap and cycle times for workpieces loading-unloading.



### Cutting units inclination virtual axis

Inclination of each head of up to 15° outwards is provided by two circular guides mounted on four pairs of steel rollers. This patented solution makes it possible to eliminate obstructions in the cutting area, all to the benefit of profile positioning and clamping, while also offering greater rigidity than traditional systems.



### Profile clamping

Making use of the ample space provided by the use of the virtual axis, clamping of the profile to be cut is performed by two horizontal hold-down devices with extreme precision and in absolute safety. For vertical clamping, particularly for special cuts, the machine can be equipped with a patented system of horizontal hold-down devices.



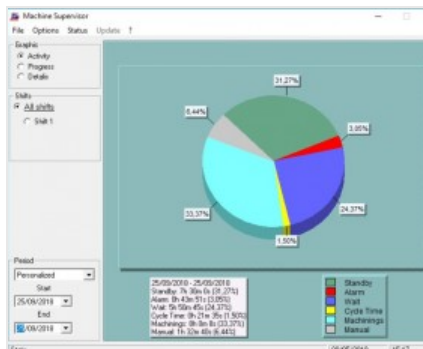
### Load and unload

The Precision cutting-off machine can be equipped with a roller conveyor on the mobile head, for standard feeding and unloading, or on the fixed head for feeding from the left-hand side. A pneumatic stop device on the mobile head is available to ease positioning of the profile in this loading mode.



### Label printer (Optional)

The industrial label printer allows each cut profile to be identified with identifying features from the cutting list. In addition, barcode printing enables easy identification of the profile itself, which is particularly useful for subsequent machining steps on Machining Centres or assisted assembly lines.



### Machine Supervisor (Optional)

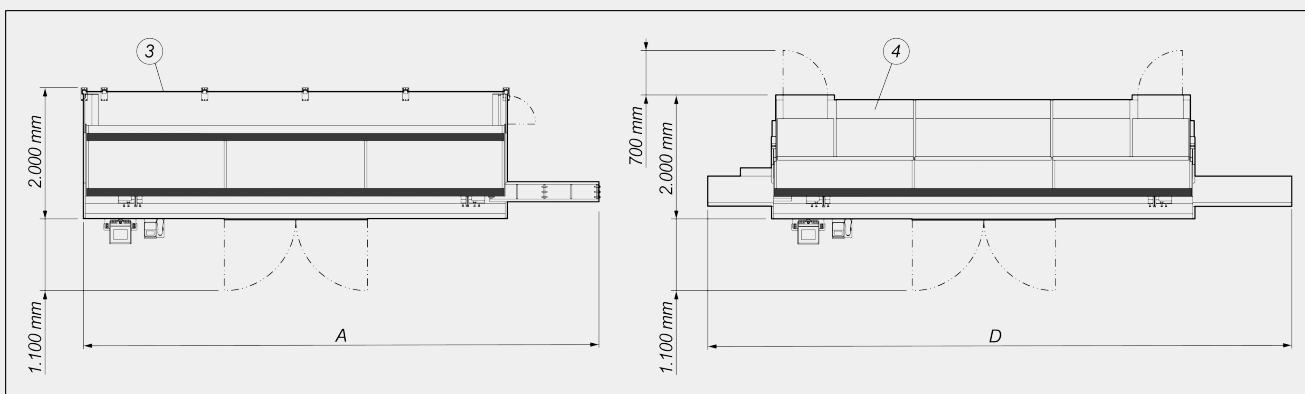
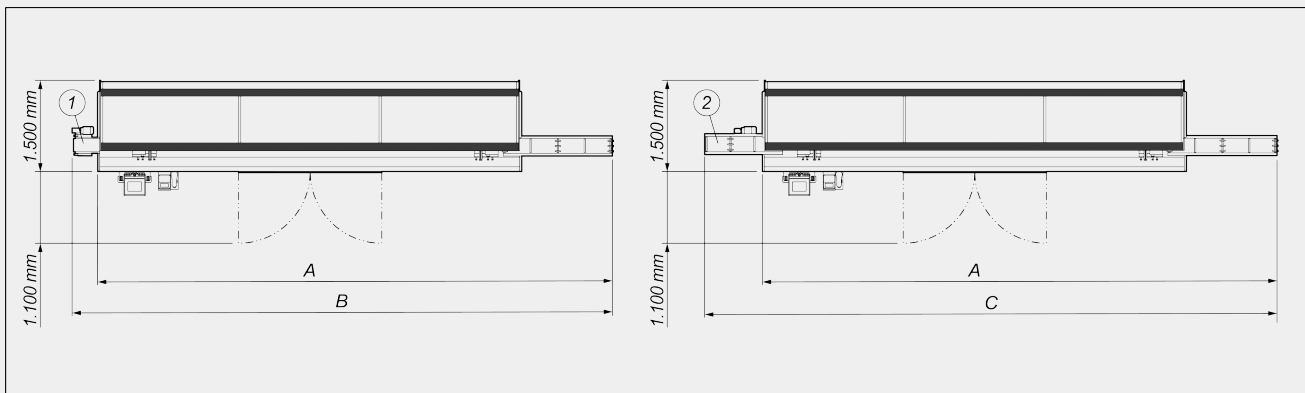
Software for generating machine activity data. The MAC-X office software is required for monitoring and reporting this data.





**PRECISION T2 E / DOUBLE-HEAD CUTTING-OFF MACHINES**

**LAYOUT**



	<b>A</b>	<b>B</b>	<b>C</b>	<b>D</b>
<b>Precision T2E - 5m (mm)</b>	8.100	8.500	9.000	9.100
<b>Precision T2E - 6m (mm)</b>	9.100	9.500	10.000	10.100

1. Chip conveyor with rubber belt (optional)
2. Profile support roller conveyor on fixed head for profile infeed from left (optional)
3. Enclosure guard of the 4th side (optional)
4. Soundproofed integral protection cabin with internal lighting (optional)

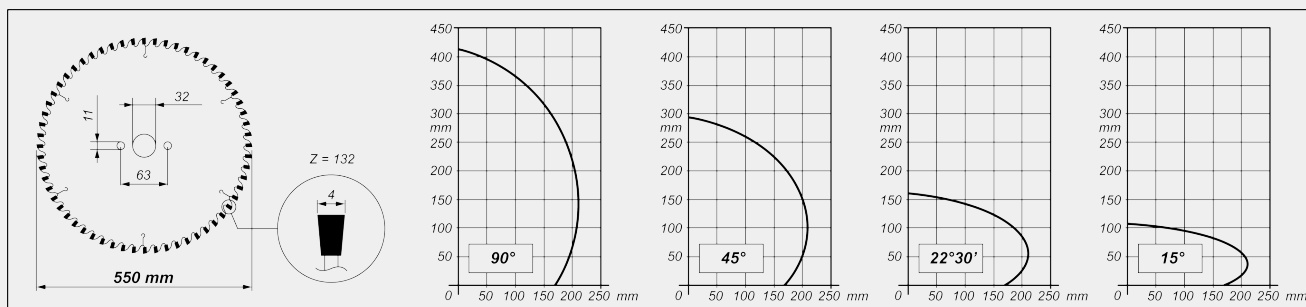
The overall dimensions may vary depending on the product configuration.



**MACHINE CHARACTERISTICS**

Electronic control of the X axis	●
Standard X axis positioning speed (m/min)	25
Mobile head position reading with absolute magnetic strip direct measuring system	●
Detection of cutting unit tilting through direct measurement system with absolute magnetic strip	●
Electronic control of intermediate angles	●
Maximum internal inclination	45°
Maximum external inclination	15°
Hydropneumatic blade feed	●
CN electronic axis of the blade feed (E version)	●
Effective cut, according to model (mm)	5.000 / 6.000
Cemented carbide blade	2
Blade diameter (mm)	550
Blade motor power (kW)	2,64
Electronic profile thickness gauge	○

**CUTTING DIAGRAM**



**CUTTING UNIT TILTING**



Electronic adjustment of intermediate angles

**SAFETY DEVICES AND PROTECTIONS**

Electrically operated fully enclosed front guarding	●
Right and left wall connection fencing (basic version)	○
Enclosure guard of the 4th (rear) side	○
Soundproofed integral protection cabin with internal lighting	○

**PROFILE POSITIONING AND CLAMPING**

Pair of horizontal pneumatic vices with "low pressure" device	●
Pair of horizontal vertical vices	○
Pair of additional horizontal vices	○
Intermediate pneumatic profile support	●
Roller conveyor on the mobile head with servo-controlled pneumatically operated profile supports	●
Profile support roller conveyor on fixed head for profile infeed from left (HS version excluded)	○
Additional vice for profile support on mobile head roller conveyor	○

**FUNCTIONS**

Perform single cuts	●
Execution of intermediate angles cuts	●
Execution of cyclical cuts from cutting lists	●
Bar optimisation	●

Included ● Available ○