



Precision TS2

Double-head cutting-off
machines



Twin-head cutting-off machine with 3 controlled axes, automatic traverse of the moving cutting head and electronic control of every angular setting from 45° (internal) to 15° (external) with accuracy of 280 places on each degree. The blade feed is controlled by two hydro-pneumatic cylinders.



Head Guards

Automatic local head protections, made of scratch-resistant polycarbonate, are operated by a pneumatic cylinder with an anti-crushing device that resets the pneumatic load to zero when closing. They are mounted on a laterally sliding system to better shelter the operator in any cutting operation.



Control

The ergonomic state-of-the-art control panel features a 10.4" touchscreen display and fully customised software and is packed with functions developed in the Microsoft Windows® environment specifically for this machine. The machining cycle can be optimised by creating cutting lists, thereby reducing scrap and cycle times for workpieces loading-unloading.



Load and unload

The Precision cutting-off machine can be equipped with a roller conveyor on the mobile head, for standard feeding and unloading, or on the fixed head for feeding from the left-hand side. A pneumatic stop device on the mobile head is available to ease positioning of the profile in this loading mode.



Cutting units inclination virtual axis

Tilting of each head, up to 15° outward and 45° inward for both aluminium and PVC versions, is done by means of two circular guides placed on four pairs of steel casters. This patented solution makes it possible to eliminate obstructions in the cutting area, all to the benefit of profile positioning and clamping, while also offering greater rigidity than traditional systems.



Profile clamping

Making use of the ample space provided by the use of the virtual axis, clamping of the profile to be cut is performed by two horizontal hold-down devices with extreme precision and in absolute safety. For vertical clamping, particularly for special cuts, the machine can be equipped with a patented system of horizontal hold-down devices.



Label printer (Optional)

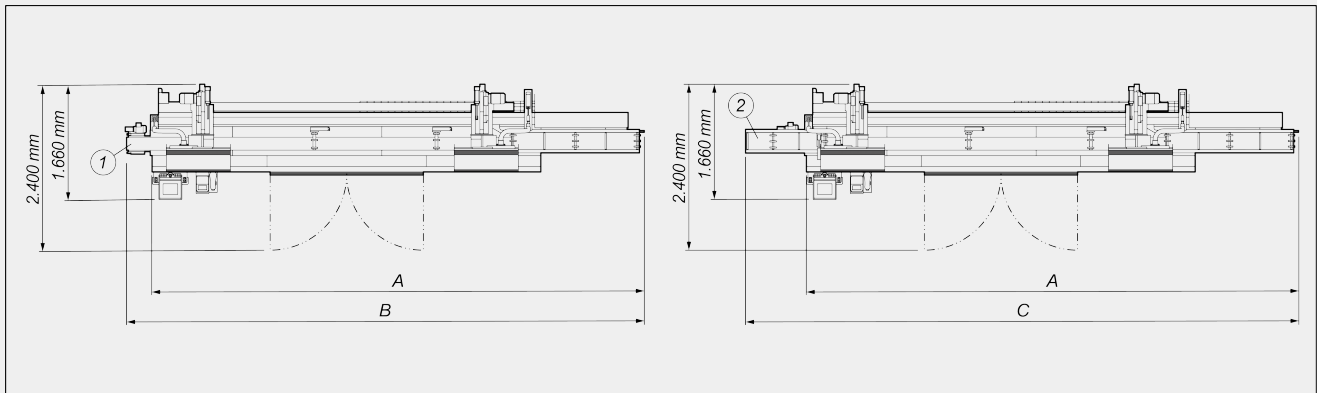
The industrial label printer allows each cut profile to be identified with identifying features from the cutting list. In addition, barcode printing enables easy identification of the profile itself, which is particularly useful for subsequent machining steps on Machining Centres or assisted assembly lines.





PRECISION TS2 / DOUBLE-HEAD CUTTING-OFF MACHINES

LAYOUT



	A	B	C
Precision TS2 - 4 m (mm)	7.060	7.480	7.940
Precision TS2 - 5 m (mm)	8.060	8.480	8.940
Precision TS2 - 6 m (mm)	9.060	9.480	9.940

1. Chip conveyor with rubber belt (optional)
2. Profile support roller conveyor on fixed head for profile infeed from left (optional)

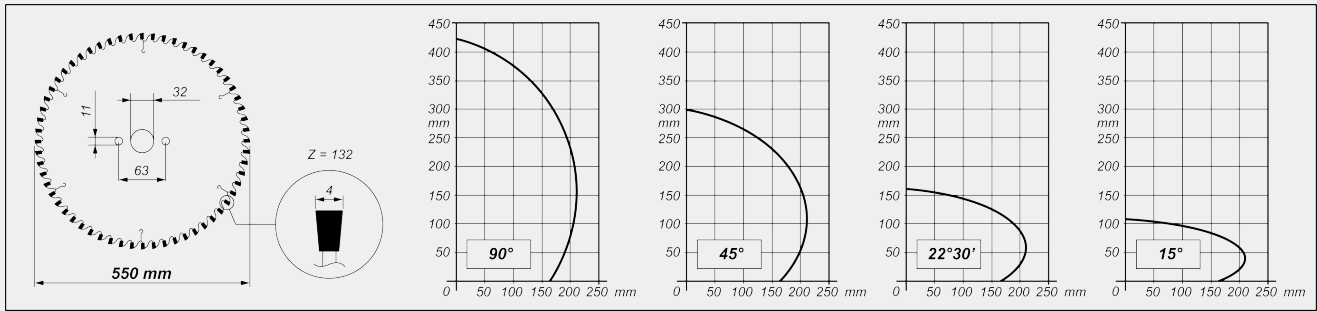
The overall dimensions may vary depending on the product configuration.

MACHINE CHARACTERISTICS

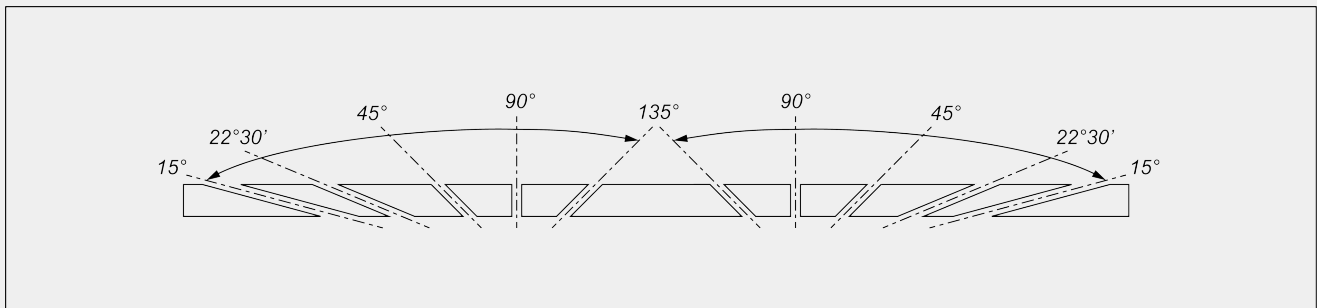
Electronic control of the X axis	●
Standard X axis positioning speed (m/min)	25
Mobile head position reading with absolute magnetic strip direct measuring system	●
Detection of cutting unit tilting through direct measurement system with absolute magnetic strip	●
Electronic control of intermediate angles	●
Maximum internal inclination	45°
Maximum external inclination	15°
Hydropneumatic blade feed	●
Effective cut, according to model (mm)	4.000 / 5.000 / 6.000
Cemented carbide blade	2
Blade diameter (mm)	550
Blade motor power (kW)	2,64
Electronic profile thickness gauge	○



CUTTING DIAGRAM



CUTTING UNIT TILTING



Electronic adjustment of intermediate angles

SAFETY DEVICES AND PROTECTIONS

Pneumatically-operated front local protection

LUBRICATION AND SUCTION

Minimal oil diffusion lubrication system

Preparation for automatic start-up of external exhauster

Chip conveyor with rubber belt

**PROFILE POSITIONING AND CLAMPING**

Pair of horizontal pneumatic vices with "low pressure" device	<input checked="" type="radio"/>
Pair of horizontal vertical vices	<input type="radio"/>
Pair of additional horizontal vices	<input type="radio"/>
Intermediate mechanical profile support	<input checked="" type="radio"/>
Roller conveyor on the mobile head with servo-controlled mechanically operated profile supports	<input checked="" type="radio"/>
Profile support roller conveyor on fixed head for profile infeed from left	<input type="radio"/>
Pneumatic reference stop on the mobile head for profile infeed from left	<input type="radio"/>

FUNCTIONS

Perform single cuts	<input checked="" type="radio"/>
Execution of intermediate angles cuts	<input checked="" type="radio"/>
Execution of cyclical cuts from cutting lists	<input checked="" type="radio"/>
Special cut function PRO (longer, shorter, chamfered or wedge cut)	<input type="radio"/>
Semi-automatic cut function SLICE (thrust cut)	<input type="radio"/>
Bar optimisation	<input checked="" type="radio"/>

Included ● Available ○