



# ***Vegamatic Pusher T***

CNC cutting centres




An automatic version cutting centre with 3 controlled axes, manual loading and automatic storage unloading on the opposite side, with front CNC blade, dedicated to cutting Aluminium and PVC profiles and light alloys in general. It performs predefined and optimised cutting lists in automatic. It can execute blunt cutting on both sides of the profile. It is designed to execute cutting at angles from 45° to 135° or from 22°30' to 157°30'. Configurable with horizontal or vertical drilling units that can be personalised for specific automatic machining.



### Ejector

The ejector controlled by the CNC grips the workpiece during machining and, once completed, shifts it from the cutting area to the unloading magazine, holding it in the same position so as to facilitate the subsequent machining phases. Motion is transmitted by means of a toothed belt and secure gripping of the workpiece is ensured by pneumatic cylinders.




### Cutting module

The cutting module consists of a single-head cutting off machine with hydro-pneumatic blade feed. It is provided with a 550 mm blade featuring wide cutting range: from 45° to 135° or from 22°30' to 157°30' (based on model). Setting of the cutting angles is fully automatic and is handled by the CNC.



### Control

The operator interface with 15" touchscreen display has a network connection, USB ports and a floppy disk drive for communicating with external devices. It also features a built-in control panel, mouse and keyboard, it is preset for the installation of a label printer and connection to a remote control panel.



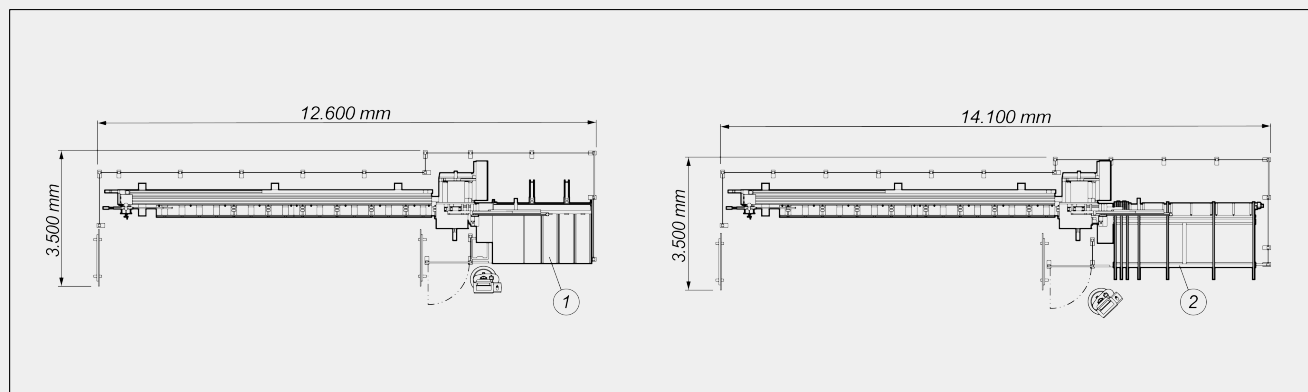
### Unloading magazine

The workpiece unloading magazine has an automatic tilting and moving system that enables machining to be performed continuously, thus reducing the cycle time. In addition, the magazine allows finished workpieces to be stacked while a sensor, which emits a signal when the magazine is full, supervises system operation.



### Label printer (Optional)

The industrial label printer allows each cut profile to be identified with identifying features from the cutting list. In addition, barcode printing enables easy identification of the profile itself, which is particularly useful for subsequent machining steps on Machining Centres or assisted assembly lines.

**VEGAMATIC PUSHER T / CNC CUTTING CENTRES****LAYOUT**

1. Unloading magazine with automatic extraction system (standard)
2. Belt unloading magazine with automatic extraction system (optional)

The overall dimensions may vary depending on the product configuration.

**AXIS STROKES****LOADING UNIT: PROFILE POSITIONING**

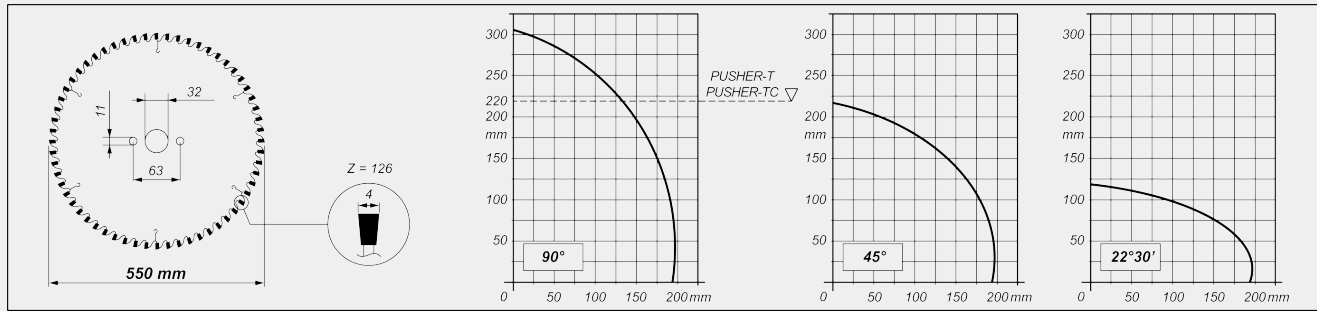
Max. loadable profile width (mm)	190
Infeed roller conveyor	●
Electronic axis gripper positioning (V and W axes)	○
Max. loadable profile length (mm)	6.850
Theoretical minimum cutting length (mm)	0
Minimum machinable profile section (mm)	30 x 30

**CUTTING UNIT**

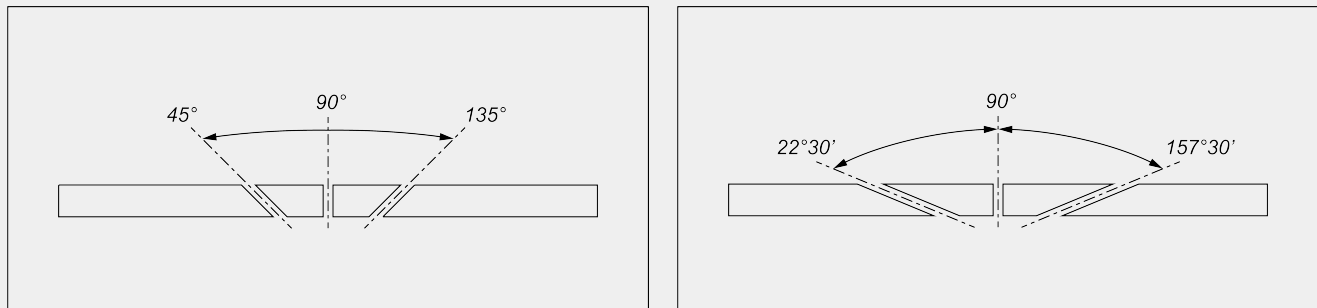
Blade diameter at carbide-tipped (mm)	Ø = 550
Power rating (kW), "three-phase" blade drive motor	3
Minimal oil diffusion lubrication system	●
Pre-set for swarf exhaustor	●
Hydro-pneumatic blade feed	●



## CUTTING DIAGRAM



## CUTTING UNIT TILTING



Electronic adjustment of intermediate angles

## UNLOADING UNIT

Max. profile length that can be unloaded automatically on standard unloading bench (mm)	2.500
Unloading workbench with automatic ejector	●
Max. profile length that can be unloaded automatically with optional belt magazine (mm)	4.000
Optional belt magazine depth (mm)	2.000

## SAFETY DEVICES AND PROTECTIONS

Cutting area pneumatically-controlled integral protection	●
---	---

## WORKPIECE LOCKING

Vice pressure reduction with pressure gauge	●
Horizontal pneumatic vice	●
Vertical pneumatic vices	3

Included ● Available ○