



Copia 384 S

Professional copy routers



Manually controlled single head copy router with pneumatic clamping and traverse of the head with indirect lever. It can machining on steel up to 2 mm and stainless steel up to 2 mm (optional). Equipped with a system of rotation of the clamp, the machine works 4 faces of the profile without releasing the clamps or accomplish through machining, turning through 270 ° in steps of 90 °. Four arrests tires ensure the lock. Pneumatic protection work area. The rotation device allows to increase the speed of execution and accuracy, to use tools of length less eliminating through machining and reduce vibration and noise.




Workpiece rotation

Via the release control on the console, the slewing ring with rotary movement can be moved manually and blocked in 4 preset positions by pneumatic stops, for processing to be performed on the other sides of the profile.



Control joystick

The lever allows performing the vertical movement of the milling unit. A motor starter button is found on the joystick. The electrospindle has a tool holder with an ISO 30 quick coupling; there are 4 housings on the sides of the machine for 4 toolholders.




Vices

The machine has pneumatically-controlled horizontal and vertical vices with low pressure device and can be regulated manually, which assure the correct blocking of the profile in the machine.



Stop devices and roller conveyors

The roller conveyors positioned on the right and left support the machining of the very long profiles. Moreover, a system of manually-regulated stop devices, also on the right and left, allows positioning the workpiece in the machine correctly, taking it to the work area.



Control with inverter

The control panel allows the machine to be activated, the motor to be switched on and the vices to be opened and closed. The presence of the inverter allows the revs of the motor to be changed by means of a potentiometer on the console, thereby making the machine suitable for steel processing. An optional air-cooling system at - 20°C allows stainless steel to be processed up to a thickness of 2 mm.

**COPIA 384 S / PROFESSIONAL COPY ROUTERS****CHARACTERISTICS**

Workpiece rotation for machining on 4 sides	●
Head movement along precision linear guides	●
Indirect head translation lever	●
4-diameter sensor	Ø = 5 - 6 - 8 - 10
Template with standard figures	●

AXIS STROKES

X AXIS (longitudinal) (mm)	380
Y AXIS (transversal) (mm)	125
Z AXIS (vertical - manual) (mm)	250

ELECTROSPINDLE

Motor with inverter (kW)	1,1
Tool speed (rpm)	1.000 ÷ 10.000
Tool speed adjustment potentiometer	●
Rapid tool change	ISO 30
Max. tool diameter (mm)	10
Max. tool length (mm)	95

LUBRICATION SYSTEM

Micro-mist lubrication system with water and oil emulsion	●
Injection lubrication system	○
Air refrigeration system (temperature reduction of 30°C at 6 bar compared to the inlet air temperature) and lubrication with 1 injection nozzle, for applications with dry machining tools	○
Laser pointer	○

EQUIPMENT

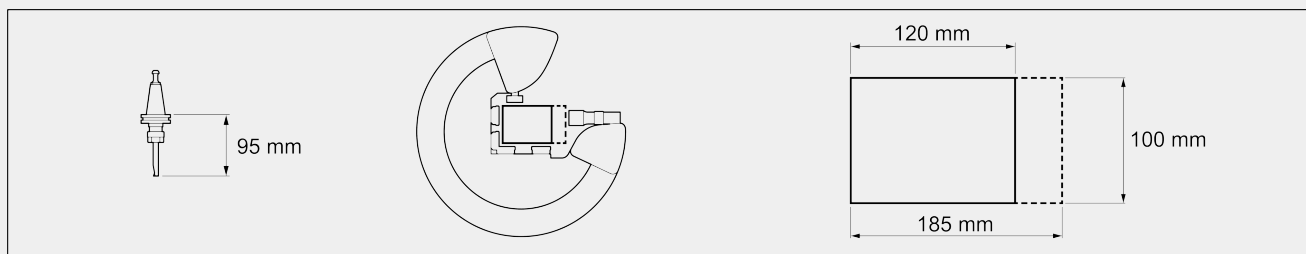
One tooth end-mill (mm)	Ø = 5 - 10
Mill-holder collet complete with lock-nut (mm)	Ø = 5/6 - 9/10
Tool holder storage built into the base, holds 4 tools	●

**WORKPIECE LOCKING**

Horizontal vices with dual hold-down and low pressure device	2
Vertical vices with low pressure device	2
Maximum opening of the horizontal clamps (mm)	185
Maximum opening of the vertical clamps (mm)	100
Pair of vertical vices with low pressure device on side brackets	○
PVC adjustable vice jaws	●

WORKABLE SIDES

With direct tool (top face, side faces, bottom face)	4
------------------------------------------------------	---

WORK AREA

Maximum machinable section on 4 sides - L x H (mm)	120 x 100
Maximum machinable section (partially) on the upper face - L x H (mm)	185 x 100
Y-axis machinable width on the upper face (mm)	120

PROFILE POSITIONING

Right and Left profile-supporting shelves with 4 excludable stops	●
Central stop that slides along linear guides	●

Included ● Available ○