



V-CUT

CNC cutting centres



Fully automatic CNC cutting centre with 3 controlled axes, designed for cutting profiles of aluminium, PVC, or light alloys in general. Starting off from the extruded barstock, V-CUT carries out the loading, cutting and unloading of predefined and optimized cutting lists automatically. It is able to perform cuts from 45° to 135° or from 22°30' to 157°30'.




Loading magazine

Automatic bar loading and positioning magazine with pilgrim step, capable of housing profiles with a maximum length of 7 metres and a minimum length of 3.0 metres. Loading capacity of 7 bars with 240 mm pitch. Maximum loadable weight 500 Kg.



Cutting module

Front single-head machine with hydro-pneumatic outfeed movement provided with a 550 mm blade featuring wide cutting range: from 45° to 135° or from 22°30' to 157°30' (based on model). Setting of the cutting angles is managed in a completely automatic way by the CNC.



Bar positioning

The extremely fast and accurate bar positioning system is complete with gripper for profile locking. The automatic position is adjusted through CNC.



Unloading magazine

Large-capacity unloading and storage magazine for finished workpieces, available in two versions: for workpieces up to 4.0 meters in length or, alternatively, for workpieces up to 7.5 meters in length.



Soundproofed cabin (Optional)

The cutting unit can be completely protected with an integral soundproofed cabin. This protection allows a significant noise reduction and the application of a fume suction system, which considerably improves the quality of the working environment.



Label printer (Optional)

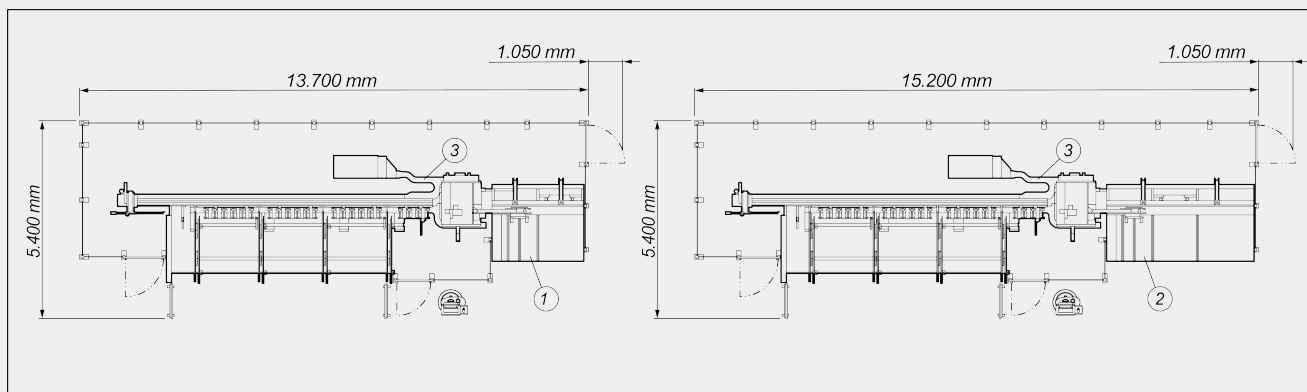
The industrial label printer allows each cut profile to be identified with identifying features from the cutting list. In addition, barcode printing enables easy identification of the profile itself, which is particularly useful for subsequent machining steps on Machining Centres or assisted assembly lines.





V-CUT / CNC CUTTING CENTRES

LAYOUT



- 1. Storage unit for workpieces up to 2500 mm (standard)
- 2. Storage unit for workpieces up to 4000 mm (optional)
- 3. Belt for conveying swarf and short cuts to collector bag(optional)

The overall dimensions may vary depending on the product configuration.

AXIS STROKES

U AXIS (bar positioning) (mm) 7.000

WORK AREA

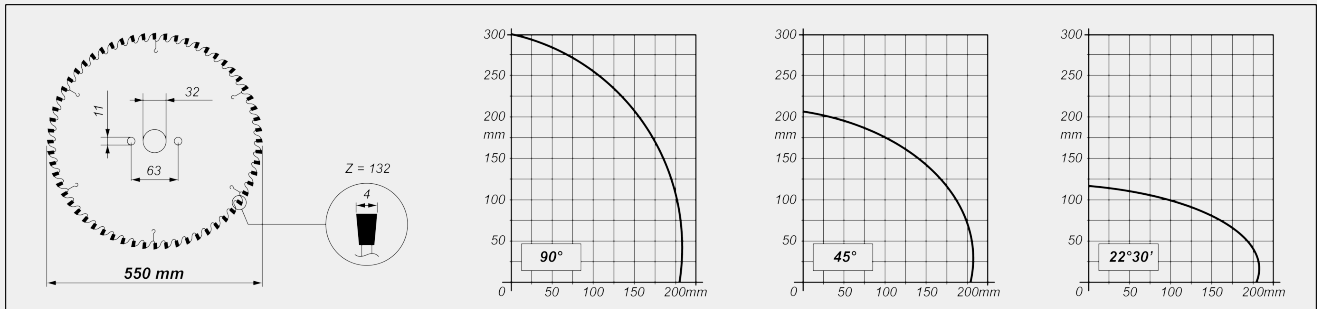
Max. loadable length (mm) 7.000
 Theoretical minimum cutting length (mm) 0
 Max. profile length that can be unloaded automatically (mm) 2.500

CUTTING UNIT

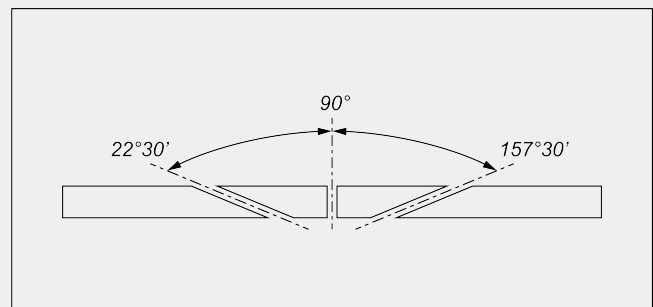
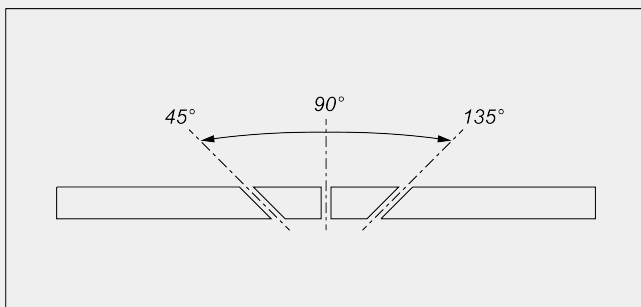
Blade diameter at carbide-tipped (mm) Ø = 550
 Hydro-pneumatic blade feed ●
 Pre-set for swarf exhauster ●



CUTTING DIAGRAM



CUTTING UNIT TILTING



Electronic adjustment of intermediate angles

FUNCTIONS

Workpiece cutting and separation directly from the bar

PROFILE POSITIONING

Automatic positioning/unloading

Loading feeder with 2 controlled axes for workpieces of up to 7,000 mm with collet

**SAFETY DEVICES AND PROTECTIONS**Metal enclosure guard on three sides **LUBRICATION SYSTEM**Minimal oil diffusion lubrication system **WORKPIECE LOCKING**Vertical pneumatic vices 3Additional vice for reduced-size profiles Vice pressure reduction with pressure gauge

Minimum size of profile machinable without additional vice (mm)

30 X 30 (*)

(*) indicative data: to be checked on specific profiles and machinings

MOTORPower rating (kW), "three-phase" blade drive motor 3**INDUSTRIAL HUMAN-MACHINE INTERFACE PC (STANDARD)**CNC-PC with I3 (dual core) processor Included Available